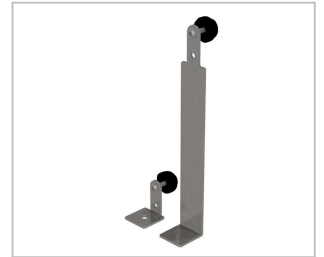



Product Information



Secret Wood Crawl Through Play Tunnel




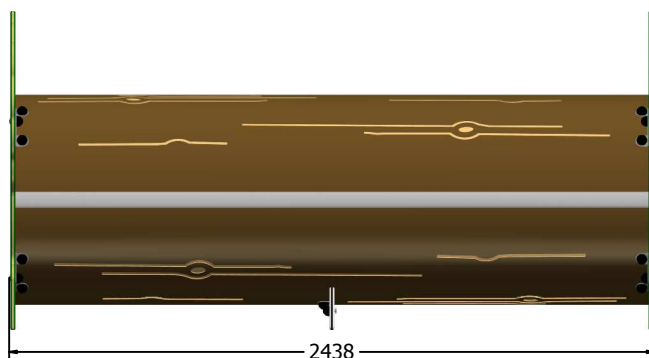
Supplied freestanding

Designed to British & European Standard BS EN 1176

Surface or below ground fixing brackets available as an additional extra.



FIFTWOOD12 - Secret Wood Crawl Through Play Tunnel 1200mm



FIFTWOOD24 - Secret Wood Crawl Through Play Tunnel 2400mm

Age Range: 2+ Years
Largest Part: FIFTWOOD12 - 1238 x 1200 x 1200mm
Heaviest Part: FIFTWOOD12 - 80 Kg approx.
Total Weight: 80 Kg approx.
FFH (Free Fall Height) 880mm
Surfacing : 1.5m from extremes of equipment.

Age Range: 2+ Years
Largest Part: FIFTWOOD24 - 2438 x 1200 x 1200mm
Heaviest Part: FIFTWOOD24 - 105 Kg approx.
Total Weight: 105 Kg approx.
FFH (Free Fall Height) 880mm
Surfacing : 1.5m from extremes of equipment.

Material: **Design Panel** - High Density Polyethylene (HDPE) with orange peel texture finish. A broad selection of colours are available.
Tunnel Brackets - Stainless Steel
Tunnel Extrusion - Aluminium

Inspection Schedule	Inspection Frequency
Visual	Every Month
Functionality	Every Month
Comprehensive	Every 6 Months